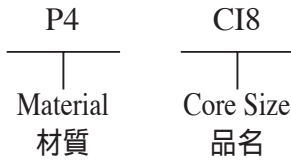


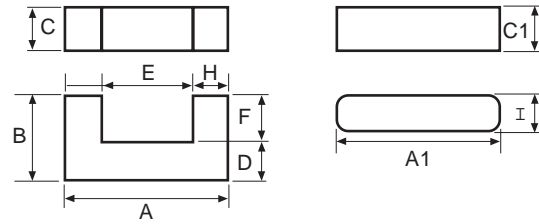
Type : CI Cores (Inverter)

Ordering Code:

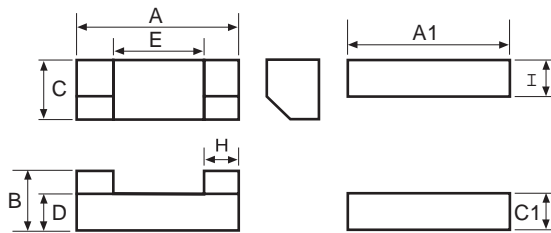


Shape:

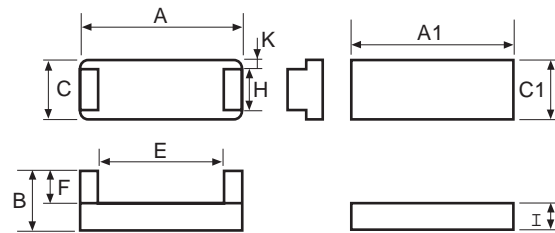
Type:1



Type:2



Type:3



DIMENSIONS

CORES	DIMENSIONS (mm)											
	A	B	C	D	E	F	H	K	A1	C1	I	Type
CI8	26.00 ± 0.25	2.20 ± 0.08	5.50 ^{+0.12} / _{-0.15}	0.90 ^{+0.08} / _{-0.05}	23.60 ± 0.25	-	1.20 ± 0.10	-	26.00 ± 0.25	5.50 ^{+0.12} / _{-0.15}	1.05 ± 0.05	1
CI8.0A	26.00 ± 0.25	2.30 ± 0.05	5.50 ± 0.15	1.22 ± 0.05	23.30min	1.25 ± 0.05	-	-	26.50 ± 0.25	5.50 ± 0.15	1.05 ± 0.05	1
CI8.1	30.80 ± 0.40	3.65 ^{+0.08} / _{-0.07}	2.70 ± 0.15	2.00 ± 0.10	24.00 ± 0.30	-	3.40 ± 0.10	-	31.40 ± 0.40	3.05 ± 0.10	1.75 ± 0.05	2
CI8.3	28.80 ± 0.50	3.60 ^{+0.08} / _{-0.07}	2.70 ± 0.15	2.05 ± 0.10	21.60min	-	3.40 ± 0.10	-	29.50 ± 0.50	3.15 ± 0.15	1.75 ± 0.05	2
CI8.5	28.80 ± 0.50	3.60 ^{+0.08} / _{-0.07}	3.20 ± 0.10	2.35 ± 0.10	21.60min	-	3.40 ± 0.10	-	29.50 ± 0.50	3.50 ± 0.10	2.20 ± 0.05	2
CI10	23.10 ± 0.25	2.30 ± 0.08	7.40 ± 0.15	1.10 ^{+0.08} / _{-0.05}	20.30 ± 0.20	-	-	-	23.10 ± 0.25	7.40 ± 0.15	1.20 ± 0.05	1
CI15	26.10 ± 0.50	3.60 ± 0.10	12.45 ± 0.25	1.25 ^{+0.15} / _{-0.10}	22.20 ± 0.30	-	-	-	26.40 ± 0.40	9.80 ± 0.10	1.80 ± 0.05	1
CI17	22.90 ± 0.25	3.70 ± 0.10	13.25 ^{+0.15} / _{-0.20}	2.00 ^{+0.10} / _{-0.15}	18.90 ± 0.20	-	-	-	22.90 ± 0.25	13.25 ^{+0.15} / _{-0.20}	2.00 ± 0.05	1
CI17.5	17.50 ± 0.25	2.20 ± 0.10	4.35 ± 0.10	-	-	1.20 ± 0.10	1.00 ± 0.10	-	18.00 ± 0.25	4.50 ± 0.10	1.00 ± 0.05	1
CI21	20.90 ± 0.40	3.70 ± 0.15	5.50 ± 0.15	-	16.50 ± 0.30	2.00 ± 0.15	-	-	20.90 ± 0.45	5.50 ± 0.15	1.70 ± 0.15	1
CI25	24.64 ^{+0.20} / _{-0.15}	3.45 ± 0.10	5.84 ± 0.10	1.60 ± 0.05	21.46 ± 0.20	-	-	-	25.15 ^{+0.15} / _{-0.20}	5.84 ± 0.10	1.80 ^{+0.04} / _{-0.05}	1
CI29	29.00 ± 0.50	3.40 ± 0.10	10.40 ± 0.30	-	24.15min	2.10 ± 0.15	7.00 ± 0.30	1.70 ± 0.15	29.60 ± 0.50	7.00 ± 0.20	2.00 ± 0.05	3
CI31.7	31.70 ± 0.40	3.60 ^{+0.08} / _{-0.07}	2.15 ± 0.15	1.85 ± 0.10	24.90 ± 0.30	-	3.40 ± 0.10	-	32.10 ± 0.50	3.85 ± 0.10	1.30 ± 0.05	2
CI32	32.10 ± 0.45	4.60 ± 0.15	5.60 ± 0.10	2.60 ± 0.10	24.50 ± 0.30	-	3.80 ± 0.10	-	32.90 ± 0.45	3.80 ± 0.10	3.80 ± 0.10	1



EFFECTIVE PARAMETERS

CORES	EFFECTIVE PARAMETERS				
	$C_i(\text{mm}^{-1})$	Le(mm)	Ae(mm ²)	Ve(mm ³)	Wt(g/set)
CI8	9.56	52.51	5.49	216.84	1.37
CI8.0A	9.10	53.10	5.80	310.00	1.49
CI8.1	10.85	60.07	5.53	332.41	1.74
CI8.3	9.71	55.27	5.69	314.49	1.61
CI8.5	7.15	55.44	7.75	429.66	2.05
CI10	6.45	48.50	7.52	585.26	1.95
CI15	3.19	53.98	16.91	912.80	4.72
CI17	1.79	48.19	26.90	1669.47	6.20
CI17.5	8.27	36.70	4.44	162.95	0.80
CI21	4.16	42.17	10.14	427.60	2.09
CI25	5.30	52.25	9.86	515.18	2.56
CI29	4.12	60.99	14.81	903.26	4.23
CI31.7	13.43	60.17	4.48	269.56	1.51
CI32	4.33	63.63	14.68	934.09	4.88

ELECTRICAL CHARACTERISTICS

CORES	AL ± 25% (nH/N ²)		
	P4	P41	P46
CI8	265		
CI8.0A	280		
CI8.1	260		
CI8.3	300		
CI8.5	400		450
CI10	380		
CI15	765		
CI17	1392		
CI17.5	260		
CI21	480		
CI25	470		
CI29	700		
CI31.7	200		
CI32	545		

Remark:

1. AL Value Testing Condition : 10kHz, 50mV, 100Ts. If testing condition is different from ACME's, please specify upon request & ordering.